

# Emozi® Character Development Assessment Training



Assessment Tool for Students (Ages 14-18)



# Objectives of this Training

- Understand the purpose of the Character Development Assessment.
- Learn how to administer the assessment effectively.
- Analyze results to support student growth.
- Implement strategies based on assessment findings.

# Why Assess Character Development?

---



1. Provides insight into students' self-awareness, decision-making, and relationships.
2. Helps track progress over time.
3. Guides interventions to support student development.

# Overview of the Assessment Tool



- 20 Likert-scale questions (1–5) across five character development areas.
- 5 short-answer observational questions.
- Designed for pre- and post-assessment.

# Administering the Assessment

---



- Conduct assessment twice: before and after instruction.
- Encourage honest and thoughtful responses.
- Explain purpose to students—growth, not grading.
-

# Likert Scale Questions (1-5)

---



- Students rate statements from 'Strongly Disagree' to 'Strongly Agree'.
- Measures self-awareness, management, decision-making, and relationships.
- Identifies areas of strength and improvement.

# Short-Answer Questions

- 01.** Provides deeper insight into student reflections.
- 02.** Encourages personal examples and experiences.
- 03.** Helps track qualitative changes in character development.

# Scoring & Interpreting Results

---



- Compare pre- and post-assessment scores.
- Identify individual and group progress.
- Use data to tailor support strategies.



# Using Assessment Data to Inform Teaching


---



- Integrate findings into lesson planning.
- Provide targeted support for struggling students.
- Encourage self-reflection and goal-setting.

# Encouraging Student Engagement


---



- Foster a growth-focused classroom culture.
- Use assessment insights for meaningful discussions.
- Celebrate progress and improvement.


# Best Practices for Implementation

---



- Ensure a safe and respectful environment.
- Avoid making assessments feel like a test.
- Discuss results privately if needed.

# Final Thoughts



- Addressing teacher concerns and questions.
- Reinforce the goal of student growth.
- Provide additional resources for ongoing support.



# FINISHED!

